



KNIFE GATE VALVES

MG SERIES



MG SERIES

Knife gate valves with an EN 558/ISO 5752 20 series face to face often quickly reach their pressure limit values of 10 bar – but not our MG series. For the same face to face, it is generally designed for pressures of up to 16 bar. Of course, we retained the many design features that have always set the Wey knife gate valve apart from the competition.



50 – 600 mm

Nominal sizes

Stainless steel, Ductile iron, Special material

Material

0 – 16 bar


Pressure rating

PN10, PN16, ANSI Class 150, BS10-D, BS10-E, AS2129-D, AS2129-E

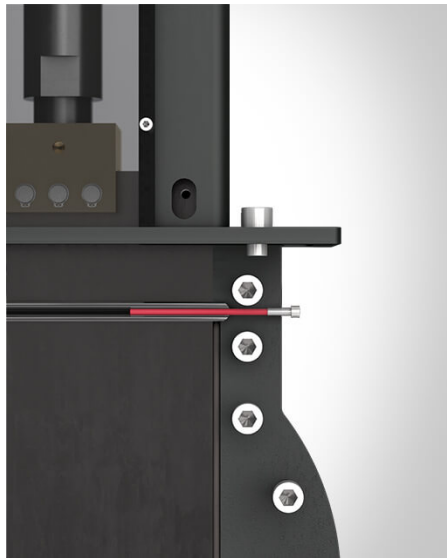
Flange drilling

EN 558 series 20


Face to face dimension



The gate is mechanically guided over the full stroke.



The transverse seal can be repacked at any time and under full pressure using the lateral packing screws.



Robust 4-post topwork for maximum load and a wide variety of actuator types.



Optimized chest design to minimize the build-up of solids due to gate geometry.

APPLICATION AREAS

Biogas plants

e.g. Food waste, Household waste, Wood chips, Manure, Substrates, Other renewable resources ...

Mining

e.g. Coal dust, Mining slurry, Sinter water, Tailings, , Acids and phosphates ...

Chemical and petrochemical industries

e.g. Viscous pastes, Chemically contaminated waste water, Bitumen/tar ...

Infrastructure

e.g. Waste water ...

Coal fired power stations

e.g. Coal slurry ...

Food and beverage

e.g. Cereal, vegetable, mash, etc., Cocoa beans ...

Pulp and paper industry

e.g. Pulp Stock (Low to high density), Liquor (black, white, green) ...

Waste water treatment plants

e.g. Waste water, Raw water, Sludge, Digested sludge ...

Water treatment

e.g. Seawater, Saltwater ...



Wey MGC DN 300 in an organic resources recovery centre in Hongkong.

MATERIAL OF CONSTRUCTION

Part	Ductile iron	Stainless steel
Body	EN-GJS-400-15	1.4408
Gate	1.4301, 1.4462	1.4404*, 1.4462*
Seal	NBR	NBR
Topwork	Carbon steel	Carbon steel
Stem / Piston rod	1.4104	1.4104

Other materials upon request

*hard chromed

CORROSION PROTECTION

Body	2 Comp. Epoxy-Polyamide Resin Primer, 2 Comp. Polyurethane-Enamel-Top Coat
Topwork	2 Comp. Epoxy-Polyamide Resin Primer, 2 Comp. Polyurethane-Enamel-Top Coat

ACTUATORS



Handwheel



Bevel gear



Pneumatic cylinder










Hydraulic cylinder












Electric actuator

DOWNLOADS











General documents

Instruction Manual	PDF	
Actuators and Accessories	PDF	
Seal arrangement	PDF	
Lubricants	PDF	
Declaration of conformity DGRL	PDF	
Declaration of incorporation ECMD	PDF	
Tender invitation text	PDF	

Data sheets


MG with handwheel PN 16	PDF	
MG with bevel gear PN 10	PDF	
MG with bevel gear PN 16	PDF	
MG with pneumatic cylinder PN 10	PDF	
MG with pneumatic cylinder PN 16	PDF	
MG with electric actuator PN 10	PDF	
MG with electric actuator PN 16	PDF	
MG with hydraulic cylinder PN 10	PDF	
MG with hydraulic cylinder PN 16	PDF	


CAD files

MG with handwheel 2D (DXF/DWG)	ZIP	
MG with handwheel 3D (STEP)	ZIP	
MG with bevel gear 2D (DXF/DWG)	ZIP	
MG with bevel gear 3D (STEP)	ZIP	
MG with pneumatic cylinder 2D (DXF/DWG)	ZIP	
MG with pneumatic cylinder 3D (STEP)	ZIP	
MG with electric actuator 2D (DXF/DWG)	ZIP	
MG with electric actuator 3D (STEP)	ZIP	
MG with hydraulic cylinder 2D (DXF/DWG)	ZIP	
MG with hydraulic cylinder 3D (STEP)	ZIP	

**CONTACT US FOR YOUR TAILOR-
MADE SOLUTION.**

 [Contact](#)

 +41 41 449 99 44

 rfq@weyvalve.ch